







HOSPITAL GROUND FLOOR



MAP KEY

-  Elevators
-  Information Desk
-  Parking
-  Stairs
-  Public Restroom
-  Valet

Elevator	Floor	Unit
Busse Center	LL	Learning Center LC 1-8
	2	Gastroenterology (GI) Center
	2	Spine and Pain Center
	3	Women's Center Breast Program Pelvic Floor and Bladder Program Pelvic Floor Physical Therapy
	3-8	Physician Offices
East	LL	Neurodiagnostics Pulmonary Testing
	2	Patient Rooms E240-E293
	3	Chapel Patient Rooms E343-E393
	4	Patient Rooms E442-E492
	5	Ambulatory Infusion Center
	6	Patient Rooms (Rehab) E670-E686
	7	Patient Rooms (Rehab) E770-E793
	8	Sleep Center Wound and Ostomy Center
	9	Hospice E971-E978
North	LL	Cancer Services Radiation Oncology
	2	Surgery Waiting & Surgical Services
	3	Critical Care Unit N300-N335
South	2,4-9	Patient Rooms

